

ARTIS 4 UNO TILT

SNOOT MULTI-AXIS TILT
DOWNLIGHT LUMINAIRE



- Compatible with Coin, 35, 50 and 100 series LED modules
- Colour temperature options: 2700K, 3000K, 3500K, 4000K, 5000K, tuneWHITE™, WARM DIM, flexiK
- Colour rendering index: 85 or 95
- Up to 50,000 hours L80 lamp life with LM80 tested LED chip packages
- Beam pattern options: 10°, 12°, 15°, 20°, 35°, 60° (depending on LED module)
- Luminous flux: 310lm to 3000lm (depending on LED module)
- Supplied with non-dimmable or phase/0-10V/DALI dimmable LED driver
- 150mm X 150mm cutout
- +/-45° multi-axis tilt
- ATePS™ Automated Thermal Protection System
- ComfyEYE, reduced flicker percentage
- X-BEAM, maximising light output ratio with converging optical lens
- Interchangeable LED module system
- Optional linear spread lens, colour, light effect filters and honeycomb anti-glare louvre
- Ceiling safe



The information above is at nominal values accuracy of +/-7%.

FIXTURE COLOUR OPTIONS



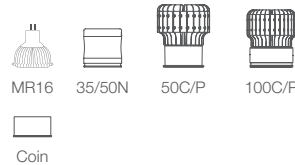
Matt White



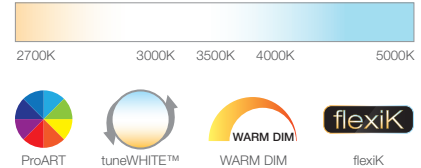
Matt Black

AVAILABLE OPTIONS

LED MODULE




TEMPERATURE



DRIVER

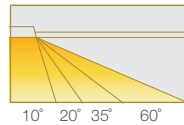


ACCESSORIES

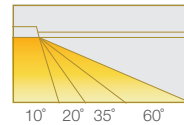


BEAM ANGLE

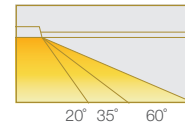
SINGLE CCT
35 NEST / 50 NEST /
50 CLASSIC / 50 PRO / COIN



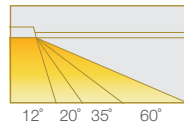
WARM DIM
35 NEST / 50 NEST / COIN



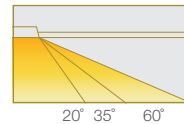
tuneWHITE™ / flexiK
50 NEST / 50 PRO /
COIN / 100 PRO



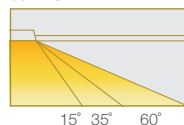
SINGLE CCT
100 CLASSIC / 100 PRO



WARM DIM
50 PRO / 100 PRO

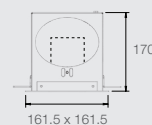


SINGLE CCT
50 NEST ND+



DIMENSIONS (MM)

*Displayed height measurements are for highest point of fitting.



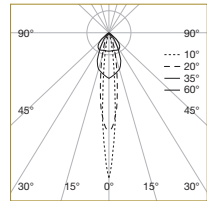
Cut 150 x 150

PHOTOMETRICS

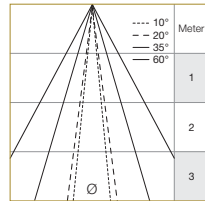
ARTIS 4 SQUARE

50 PRO

POLAR DIAGRAM



CONE DIAGRAM



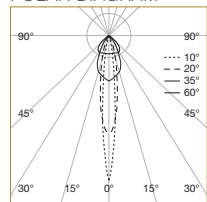
Ø = DIAMETER

	Emax (lx)			
	10°	20°	35°	60°
E (0°)	10290	9460	3998	1385
Cone DØ (m)	0.19	0.26	0.58	1.09
E (0°)	2573	2365	1000	346
Cone DØ (m)	0.38	0.51	1.17	2.17
E (0°)	1143	1051	444	154
Cone DØ (m)	0.57	0.77	1.75	3.26

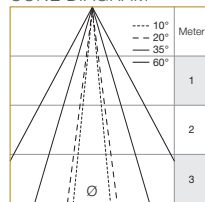
Correction Factor : 50C - f = 0.75
50N - f = 0.59
35N - f = 0.44

50 NEST WARM DIM

POLAR DIAGRAM



CONE DIAGRAM



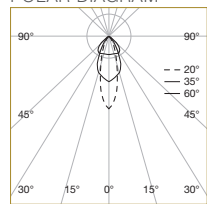
Ø = DIAMETER

	Emax (lx)			
	10°	20°	35°	60°
E (0°)	4389	2465	1449	502
Cone DØ (m)	0.19	0.35	0.58	1.09
E (0°)	1097	616	362	126
Cone DØ (m)	0.37	0.69	1.17	2.17
E (0°)	488	274	161	56
Cone DØ (m)	0.56	1.04	1.75	3.26

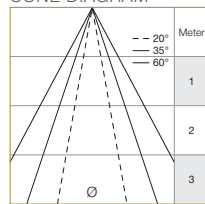
Correction Factor : 35N - f = 0.74
Coin - f = 0.84

50 PRO WARM DIM

POLAR DIAGRAM



CONE DIAGRAM

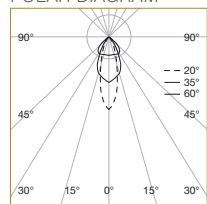


Ø = DIAMETER

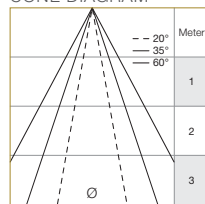
	Emax (lx)		
	20°	35°	60°
E (0°)	4887	2874	995
Cone DØ (m)	0.35	0.58	1.09
E (0°)	1221.75	718.5	248.75
Cone DØ (m)	0.70	1.16	2.18
E (0°)	543	319	111
Cone DØ (m)	1.05	1.74	3.27

50 PRO tuneWHITE™

POLAR DIAGRAM



CONE DIAGRAM



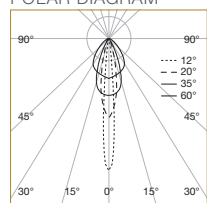
Ø = DIAMETER

	Emax (lx)		
	20°	35°	60°
E (0°)	4249	2499	866
Cone DØ (m)	0.35	0.58	1.09
E (0°)	1062	625	216
Cone DØ (m)	0.69	1.17	2.17
E (0°)	472	278	96
Cone DØ (m)	1.04	1.75	3.26

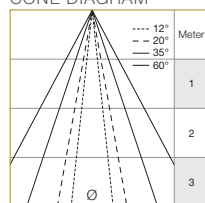
Correction Factor : 50N - f = 0.6
Coin - f = 0.37

100 PRO

POLAR DIAGRAM



CONE DIAGRAM



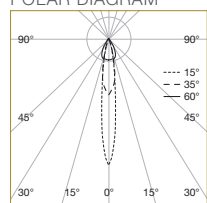
Ø = DIAMETER

	Emax (lx)			
	12°	20°	35°	60°
E (0°)	27565	10467	5990	1592
Cone DØ (m)	0.22	0.39	0.64	0.95
E (0°)	6891.25	2616.75	1497.5	398
Cone DØ (m)	0.44	0.78	1.28	1.90
E (0°)	3063	1163	666	177
Cone DØ (m)	0.66	1.17	1.92	2.85

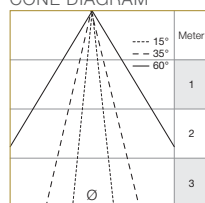
Correction Factor : 100C - f = 0.68
100C.LO - f = 0.5

50 NEST ND+

POLAR DIAGRAM



CONE DIAGRAM



Ø = DIAMETER

	Emax (lx)		
	15°	35°	60°
E (0°)	7613	3395	779
Cone DØ (m)	0.21	0.47	1.09
E (0°)	1903	849	195
Cone DØ (m)	0.42	0.94	2.17
E (0°)	846	377	87
Cone DØ (m)	0.63	1.41	3.26

ARTIS 4 SQUARE

ORDERING MATRIX CHART

Coin / 35Nest / 50Nest / 50ND+ / 50Classic / 50Pro / 100Classic / 100Pro



FIXTURE							SINGLE CCT LED MODULE					DRIVER
Type	Head	Trim Options	Shape	Angle	Colour	Accessories	LED Power	Beam Angle	Colour Temp	CRI	Dimming	
ARTIS-4												
U	UNO	Trim	SQ Square	TL Tilt	WH Matt White	None	35N 6W	10 10°	27 2700K	Standard	ND Non-Dim	
D	DUO				MB Matt Black	AGL Anti-Glare Louvre	50N 7.5W	20 20°	30 3000K	PA ProART	PH Phase	
T	TRIO					SL Soft Lens	50C 10W	35 35°	35 3500K		AN 0-10V	
						LSL Linear Spread Lens	50P 13W	60 60°	40 4000K		DA DALI	
							COIN 4.5W		50 5000K			
							50N 8.7W	15 15°	30 3000K	PA ProART	ND+ PRO Non-Dim	
								35 35°	35 3500K			
								60 60°				
							100C 16W	12 12°	27 2700K	Standard	ND Non-Dim	
							100P 25W	20 20°	30 3000K	PA ProART	PH Phase	
								35 35°	35 3500K		AN 0-10V	
								60 60°	40 4000K		DA DALI	
									50 5000K			
WARM DIM LED MODULE											DRIVER	
							35N 6W	10 10°	WD WARM DIM	PA ProART	PH Phase	
							50N 7.5W	20 20°			AN 0-10V	
							50P 13W	35 35°			DA DALI	
							COIN 4.5W	60 60°				
							100P 25W					
*10° Beam angle option is only available with Coin, 35N and 50N WARM DIM LED Modules.												
tuneWHITE™ LED MODULE											DRIVER	
							50N 7.5W	20 20°	TW18 tuneWHITE™ 1800K-4000K	PA ProART	DA DALI	
							50P 13W	35 35°	TW27 tuneWHITE™ 2700K-6500K			
							COIN 4.5W	60 60°				
							100P 25W					
flexiK LED MODULE											DRIVER	
							50N 7.5W	20 20°	FK## flexiK	PA ProART	PH Phase	
							50P 13W	35 35°			AN 0-10V	
							COIN 4.5W	60 60°			DA DALI	
							100P 25W					

example: ARTIS-4.U.SQ.TL.WH.SL.50P.35.30.DA
 *Custom RAL colour options available.

denotes the first two digits of preferred CCT ranging from 1800K to 6500K by increment of 100K